

## Terminations


American Technical Ceramics introduces its complete line of High Power Termination Products. All Products are designed and manufactured at our ISO 9001 Facilities. All products are designed to meet MIL-PRF-55342 and ATC qualification procedure JP625-4102.

### Electrical Specifications

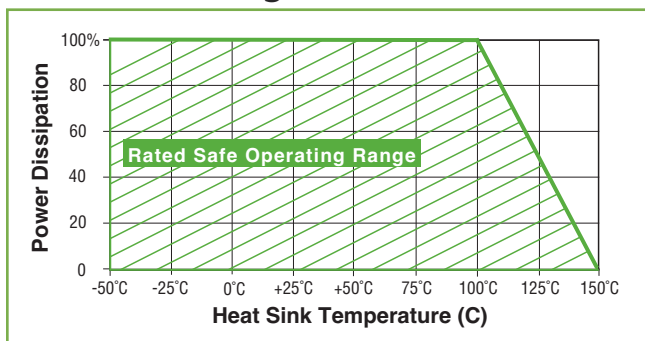
- **Resistance:** 50  $\Omega$  standard (10  $\Omega$  - 200  $\Omega$  available)
- **Resistance Tolerance:**  $\pm 5\%$  standard ( $\pm 2\%$  available)
- **Power:** 10 Watts through 250 Watts
- **Operating Temperature Range:**  $-55^{\circ}\text{C}$  -  $+150^{\circ}\text{C}$
- **Temperature Coefficient:**  $< 150$  ppm/ $^{\circ}\text{C}$
- **Low VSWR**

### Mechanical Specifications

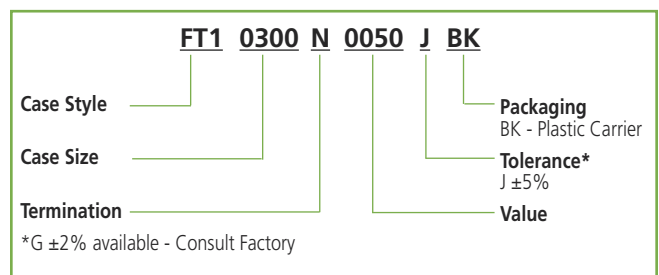
- **Package:** Surface Mount Chips, Chips, Leaded Chips, Flanged
- **Substrate Material:** Aluminum Nitride
- **Process:** Thin Film
- **Resistive Material:** Tantalum
- **Terminals:** Silver
- **Cover:** Alumina
- **Mounting Flange:** 100% Cu, Ni or Ag Plated
- **Mechanical Tolerance:**  $\pm .005$
- **Lead-Free, RoHS Compliant**
- **SMT and Chip products, supplied on Tape and Reel**



## Power Derating



## ATC Flange Mount Terminations Part Number Code



Sales of ATC products are subject to the terms and conditions contained in American Technical Ceramics Corp. Terms and Conditions of Sale (ATC document #001-992 Rev. B 12/05). Copies of these terms and conditions will be provided upon request. They may also be viewed on ATC's website at [www.atceramics.com/productfinder/default.asp](http://www.atceramics.com/productfinder/default.asp). Click on the link for Terms and Conditions of Sale.

ATC has made every effort to have this information as accurate as possible. However, no responsibility is assumed by ATC for its use, nor for any infringements of rights of third parties which may result from its use. ATC reserves the right to revise the content or modify its product without prior notice.

© 2012 American Technical Ceramics Corp. All Rights Reserved.

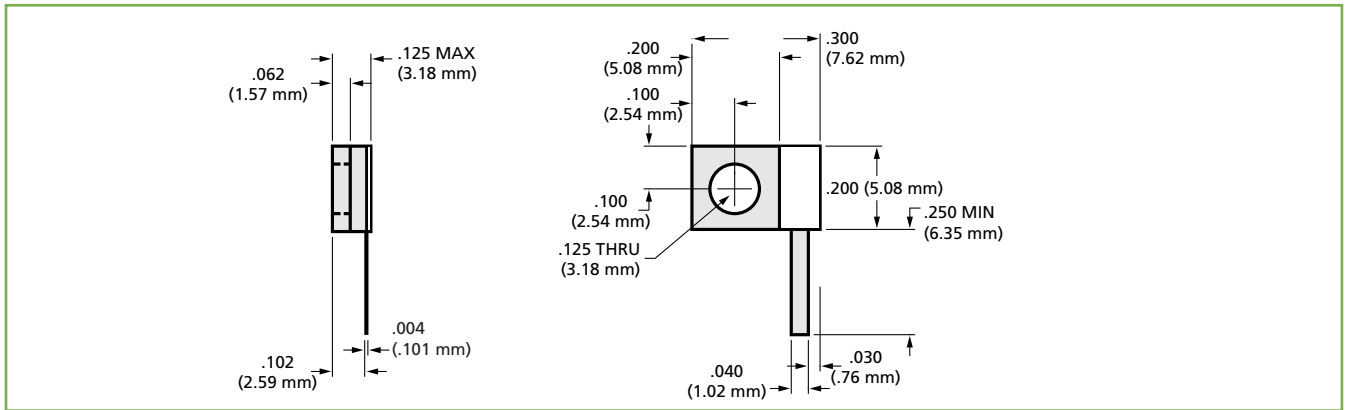
Excerpt from ATC # 001-944; Rev. U, 11/14

## High Power, Flange Mount Termination

**P/N: FT10300N0050J**

### Electrical Specifications

- Nominal Impedance: 50 Ω ±5% standard (other Ω values available)
- Power: 20 Watts
- Frequency: DC to 6 GHz
- VSWR: 1.15:1 @ 4 GHz, 1.25:1 @ 6 GHz,
- Operating Temperature Range: -55°C to +150°C
- Temperature Coefficient: <150 ppm/°C
- Tabs: Silver
- Lead-Free, RoHS Compliant

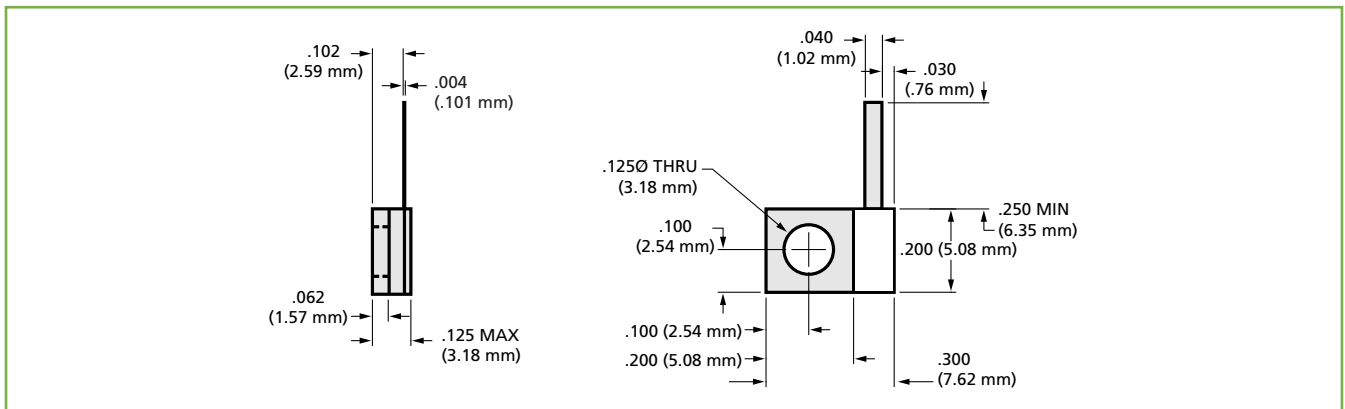


## High Power, Flange Mount Termination

**P/N: FT10301N0050J**

### Electrical Specifications

- Nominal Impedance: 50 Ω ±5% standard (other Ω values available)
- Power: 20 Watts
- Frequency: DC to 6 GHz
- VSWR: 1.15:1 @ 4 GHz, 1.25:1 @ 6 GHz,
- Operating Temperature Range: -55°C to +150°C
- Temperature Coefficient: <150 ppm/°C
- Tabs: Silver
- Lead-Free, RoHS Compliant



For Part Number Code, see page 1.

**A M E R I C A N T E C H N I C A L C E R A M I C S**

ATC North America  
sales@atceramics.com

ATC Europe  
sales@atceramics.com

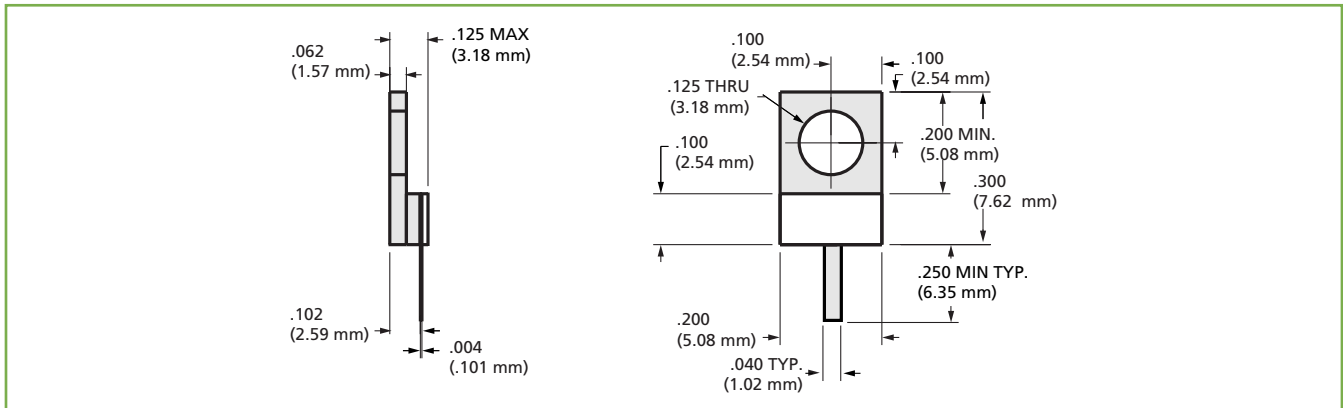
ATC Asia  
sales@atceramics-asia.com

## High Power, Flange Mount Termination

**P/N: FT10302N0050J**

### Electrical Specifications

- Nominal Impedance: 50  $\Omega$   $\pm$ 5% standard (other  $\Omega$  values available)
- Power: 20 Watts
- Frequency: DC to 18 GHz
- VSWR: 1.15:1 @ 15 GHz, 1.25:1 @ 18 GHz
- Operating Temperature Range: -55°C to +150°C
- Temperature Coefficient: <150 ppm/°C
- Tabs: Silver
- Lead-Free, RoHS Compliant

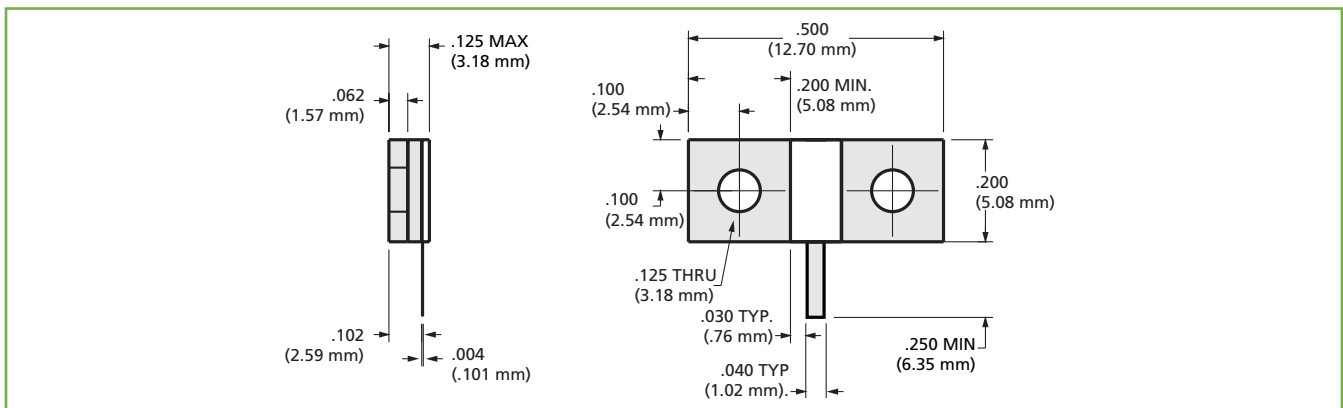


## High Power, Flange Mount Termination

**P/N: FT10500N0050J**

### Electrical Specifications

- Nominal Impedance: 50  $\Omega$   $\pm$ 5% standard (other  $\Omega$  values available)
- Power: 25 Watts
- Frequency: DC to 6.0 GHz
- VSWR: 1.15:1 @ 4 GHz, 1.25:1 @ 6 GHz
- Operating Temperature Range: -55°C to +150°C
- Temperature Coefficient: <150 ppm/°C
- Tabs: Silver
- Lead-Free, RoHS Compliant



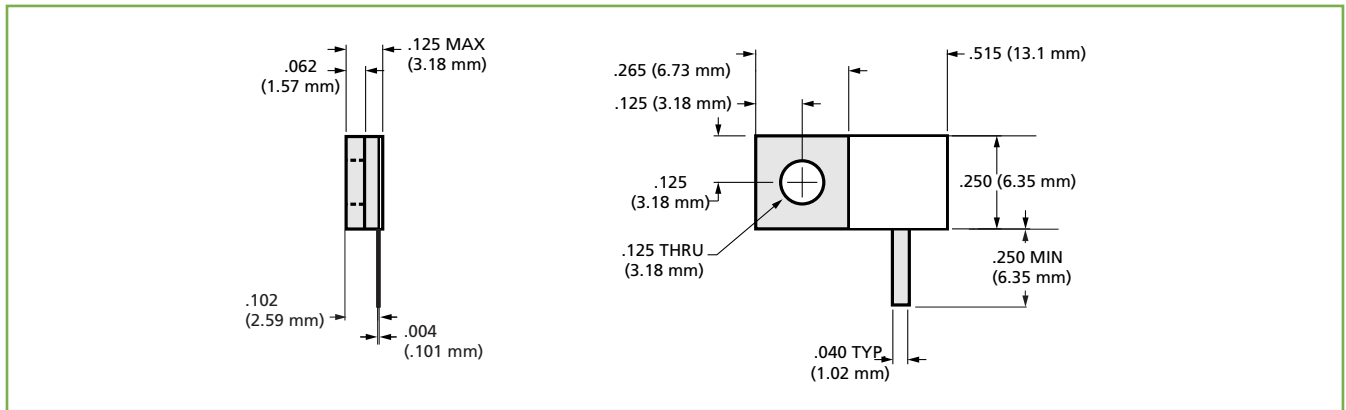
For Part Number Code, see page 1.

## High Power, Flange Mount Termination

**P/N: FT10515N0050J**

### Electrical Specifications

- Nominal Impedance:  $50 \Omega \pm 5\%$  standard (other  $\Omega$  values available)
- Power: 60 Watts
- Frequency: DC to 6.0 GHz
- VSWR: 1.20:1 @ 4 GHz, 1.30:1 @ 6 GHz
- Operating Temperature Range:  $-55^{\circ}\text{C}$  to  $+150^{\circ}\text{C}$
- Temperature Coefficient:  $<150 \text{ ppm}/^{\circ}\text{C}$
- Tabs: Silver
- Lead-Free, RoHS Compliant

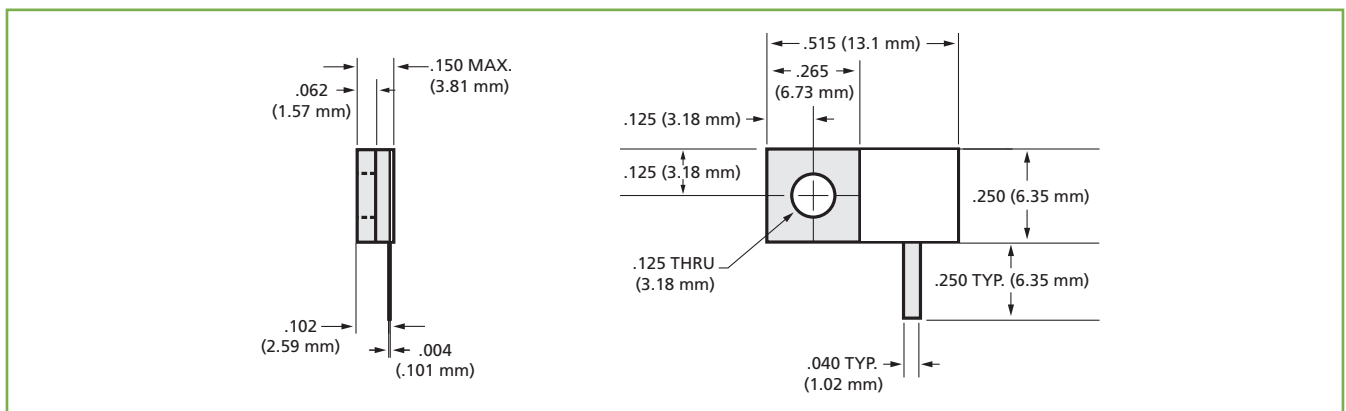


## High Power, Flange Mount Termination

**P/N: FT10515N0050J01**

### Electrical Specifications

- Nominal Impedance:  $50 \Omega \pm 5\%$  standard (other  $\Omega$  values available)
- Power: 100 Watts
- Frequency: DC to 2.5 GHz
- VSWR: 1.15:1
- Operating Temperature Range:  $-55^{\circ}\text{C}$  to  $+150^{\circ}\text{C}$
- Temperature Coefficient:  $<150 \text{ ppm}/^{\circ}\text{C}$
- Tabs: Silver
- Lead-Free, RoHS Compliant



For Part Number Code, see page 1.

**A M E R I C A N T E C H N I C A L C E R A M I C S**

ATC North America  
sales@atceramics.com

ATC Europe  
sales@atceramics.com

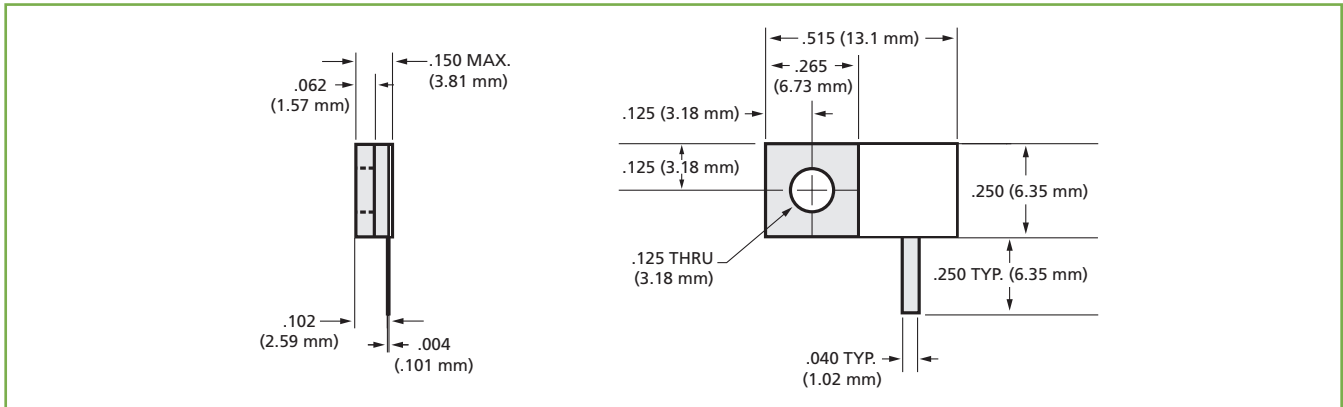
ATC Asia  
sales@atceramics-asia.com

## High Power, Flange Mount Termination

P/N: FT10515N0050J02

### Electrical Specifications

- **Nominal Impedance:** 50  $\Omega$   $\pm$ 5% standard (other  $\Omega$  values available)
- **Power:** 100 Watts
- **Frequency:** DC to 4 GHz
- **VSWR:** 1.20:1
- **Operating Temperature Range:** -55°C to +150°C
- **Temperature Coefficient:** <150 ppm/°C
- **Tabs:** Silver
- **Lead-Free, RoHS Compliant**

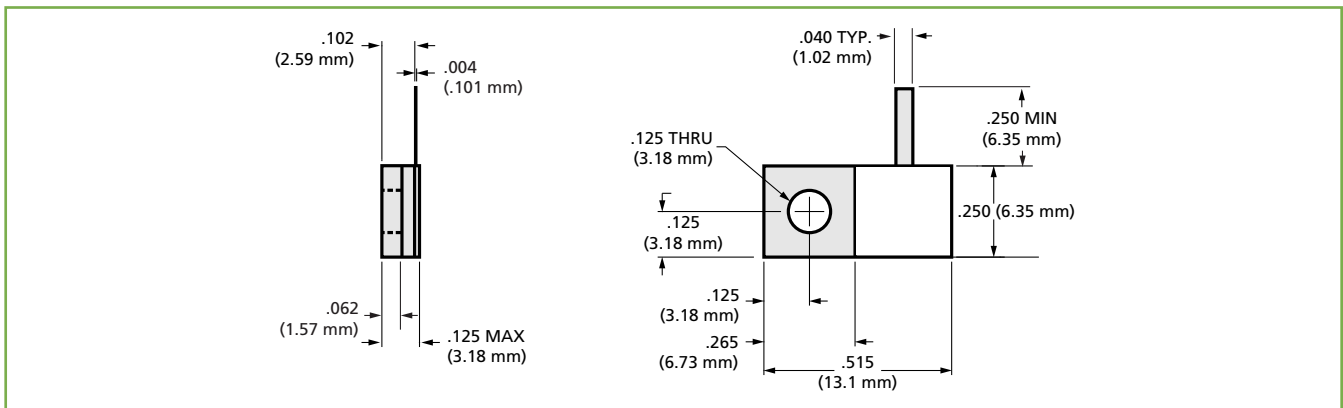


## High Power, Flange Mount Termination

P/N: FT10516N0050J

### Electrical Specifications

- **Nominal Impedance:** 50  $\Omega$   $\pm$ 5% standard (other  $\Omega$  values available)
- **Power:** 60 Watts
- **Frequency:** DC to 6 GHz
- **VSWR:** 1.20:1 @ 4 GHz, 1.30:1 @ 6 GHz
- **Operating Temperature Range:** -55°C to +150°C
- **Temperature Coefficient:** <150 ppm/°C
- **Tabs:** Silver
- **Lead-Free, RoHS Compliant**



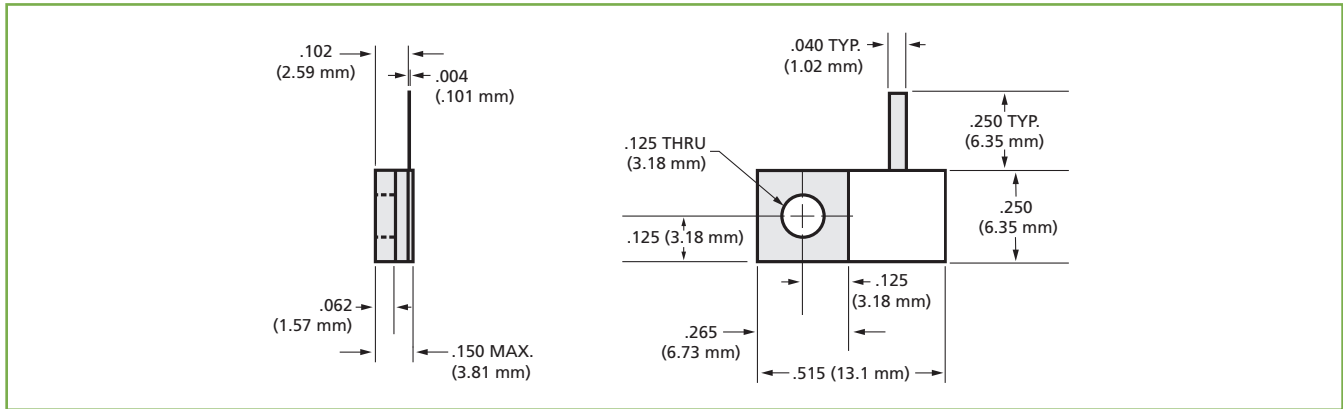
For Part Number Code, see page 1.

## High Power, Flange Mount Termination

P/N: FT10516N0050J01

### Electrical Specifications

- Nominal Impedance: 50 Ω ±5% standard (other Ω values available)
- Power: 100 Watts
- Frequency: DC to 2.5 GHz
- VSWR: 1.15:1
- Operating Temperature Range: -55°C to +150°C
- Temperature Coefficient: <150 ppm/°C
- Tabs: Silver
- Lead-Free, RoHS Compliant

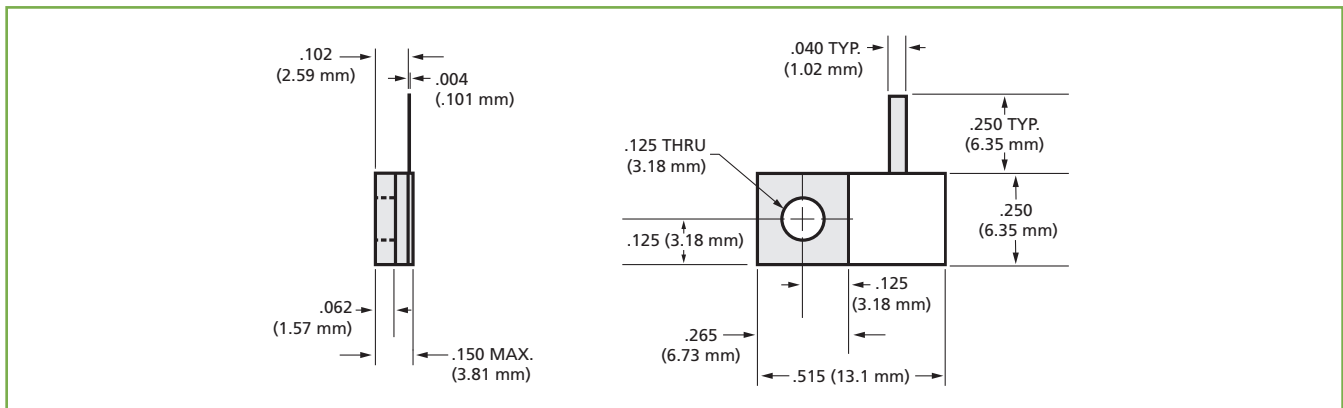


## High Power, Flange Mount Termination

P/N: FT10516N0050J02

### Electrical Specifications

- Nominal Impedance: 50 Ω ±5% standard (other Ω values available)
- Power: 100 Watts
- Frequency: DC to 4 GHz
- VSWR: 1.20:1
- Operating Temperature Range: -55°C to +150°C
- Temperature Coefficient: <150 ppm/°C
- Tabs: Silver
- Lead-Free, RoHS Compliant



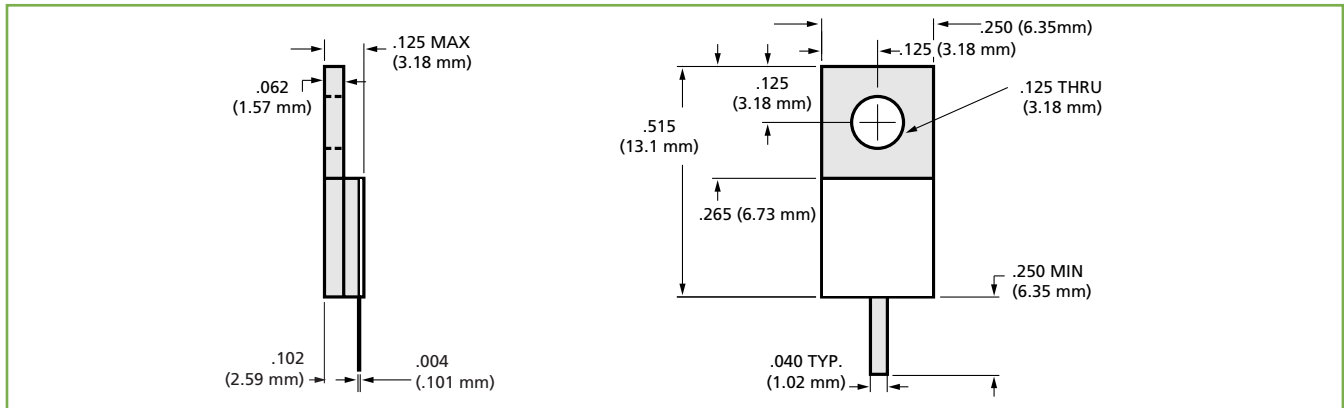
For Part Number Code, see page 1.

## High Power, Flange Mount Termination

**P/N: FT10517N0050J**

### Electrical Specifications

- Nominal Impedance: 50  $\Omega$   $\pm$ 5% standard (other  $\Omega$  values available)
- Power: 60 Watts
- Frequency: DC to 4 GHz
- VSWR: 1.20:1 @ 4 GHz, 1.30:1 @ 6 GHz
- Operating Temperature Range: -55°C to +150°C
- Temperature Coefficient: <150 ppm/°C
- Tabs: Silver
- Lead-Free, RoHS Compliant

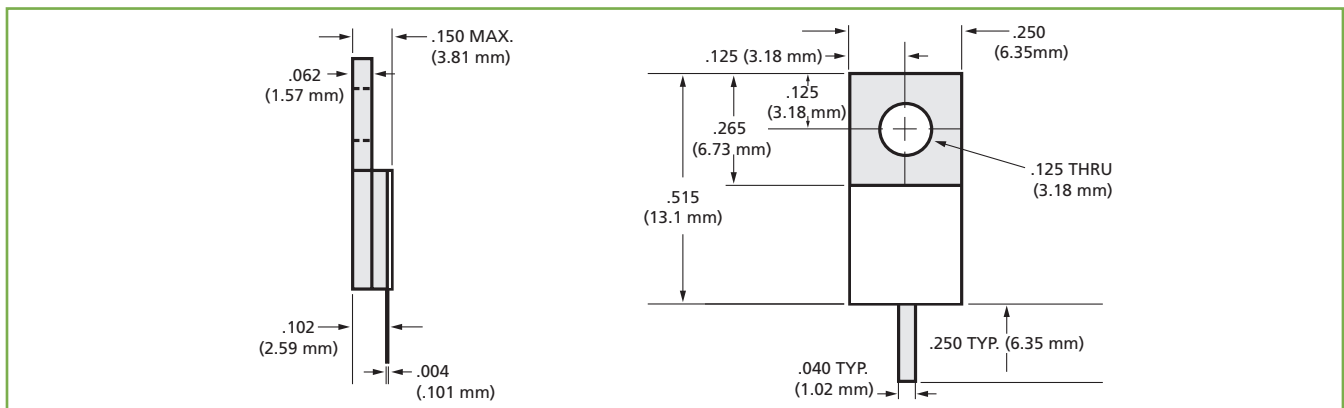


## High Power, Flange Mount Termination

**P/N: FT10517N0050J01**

### Electrical Specifications

- Nominal Impedance: 50  $\Omega$   $\pm$ 5% standard (other  $\Omega$  values available)
- Power: 100 Watts
- Frequency: DC to 2.5 GHz
- VSWR: 1.15:1
- Operating Temperature Range: -55°C to +150°C
- Temperature Coefficient: <150 ppm/°C
- Tabs: Silver
- Lead-Free, RoHS Compliant



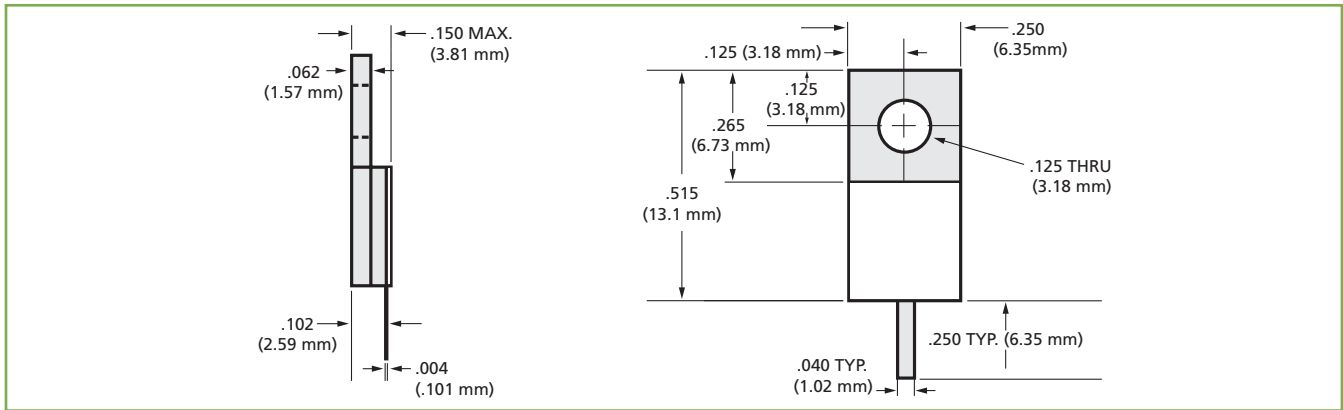
For Part Number Code, see page 1.

## High Power, Flange Mount Termination

**P/N: FT10517N0050J02**

### Electrical Specifications

- Nominal Impedance: 50  $\Omega$   $\pm$ 5% standard (other  $\Omega$  values available)
- Power: 100 Watts
- Frequency: DC to 4 GHz
- VSWR: 1.20:1
- Operating Temperature Range: -55°C to +150°C
- Temperature Coefficient: <150 ppm/°C
- Tabs: Silver
- Lead-Free, RoHS Compliant

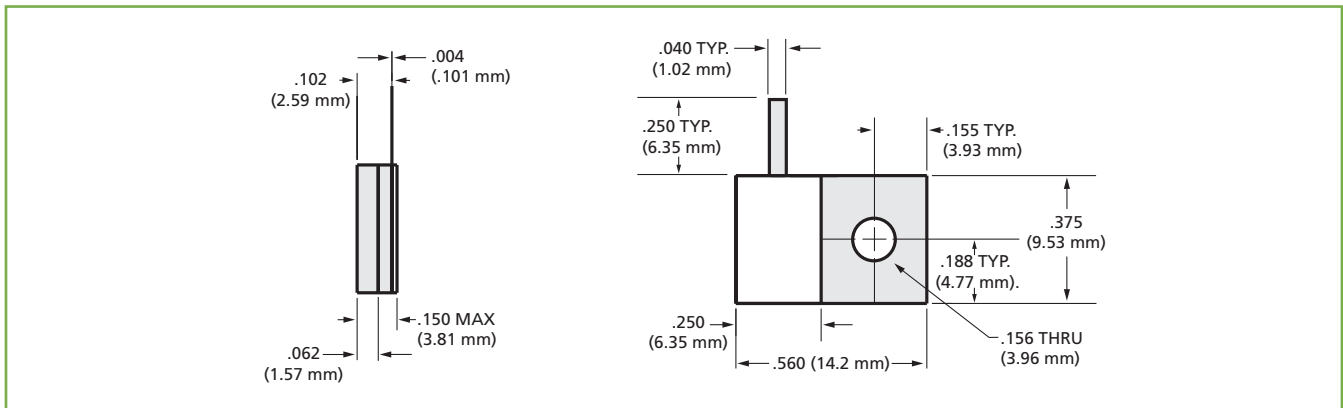


## High Power, Flange Mount Termination

**P/N: FT10560N0050J**

### Electrical Specifications

- Nominal Impedance: 50  $\Omega$   $\pm$ 5% standard (other  $\Omega$  values available)
- Power: 75 Watts
- Frequency: DC to 4 GHz
- VSWR: 1.25:1
- Operating Temperature Range: -55°C to +150°C
- Temperature Coefficient: <150 ppm/°C
- Tabs: Silver
- Lead-Free, RoHS Compliant



For Part Number Code, see page 1.

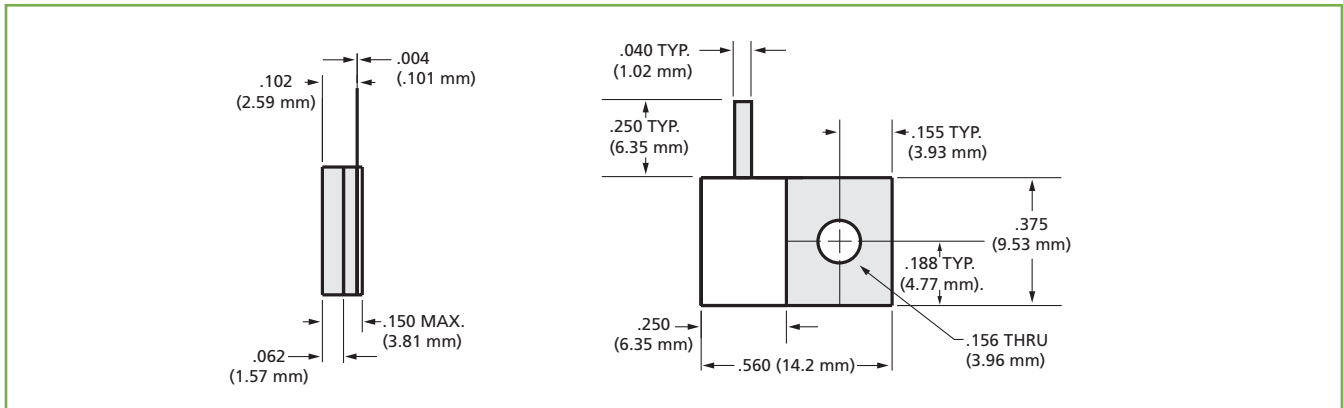


## High Power, Flange Mount Termination

**P/N: FT10560N0050J01**

### Electrical Specifications

- Nominal Impedance: 50  $\Omega$   $\pm$ 5% standard (other  $\Omega$  values available)
- Power: 100 Watts
- Frequency: DC to 1.1 GHz
- VSWR: 1.15:1
- Operating Temperature Range: -55°C to +150°C
- Temperature Coefficient: <150 ppm/°C
- Tabs: Silver
- Lead-Free, RoHS Compliant

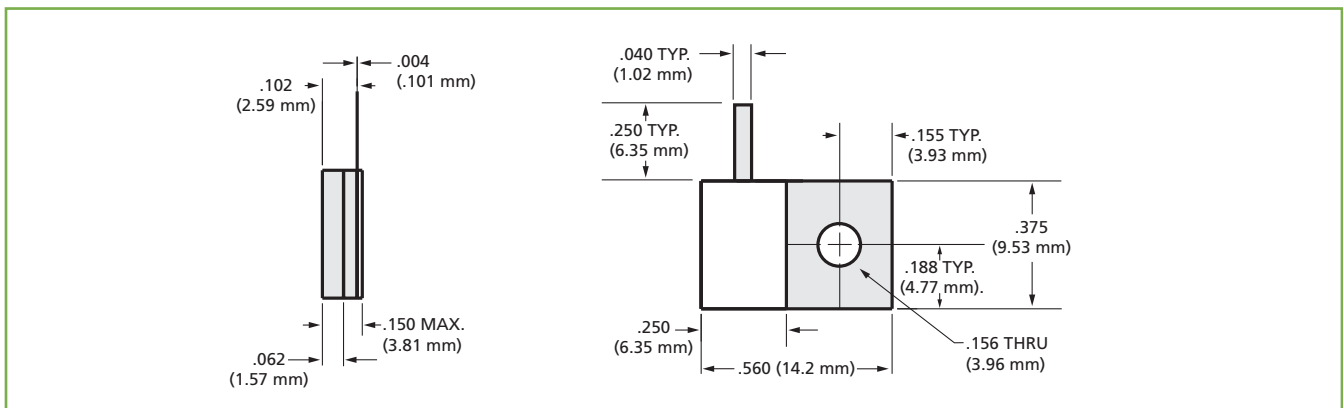


## High Power, Flange Mount Termination

**P/N: FT10560N0050J02**

### Electrical Specifications

- Nominal Impedance: 50  $\Omega$   $\pm$ 5% standard (other  $\Omega$  values available)
- Power: 100 Watts
- Frequency: DC to 2 GHz
- VSWR: 1.20:1
- Operating Temperature Range: -55°C to +150°C
- Temperature Coefficient: <150 ppm/°C
- Tabs: Silver
- Lead-Free, RoHS Compliant



For Part Number Code, see page 1.

**A M E R I C A N T E C H N I C A L C E R A M I C S**

ATC North America  
sales@atceramics.com

ATC Europe  
saleseur@atceramics.com

ATC Asia  
sales@atceramics-asia.com

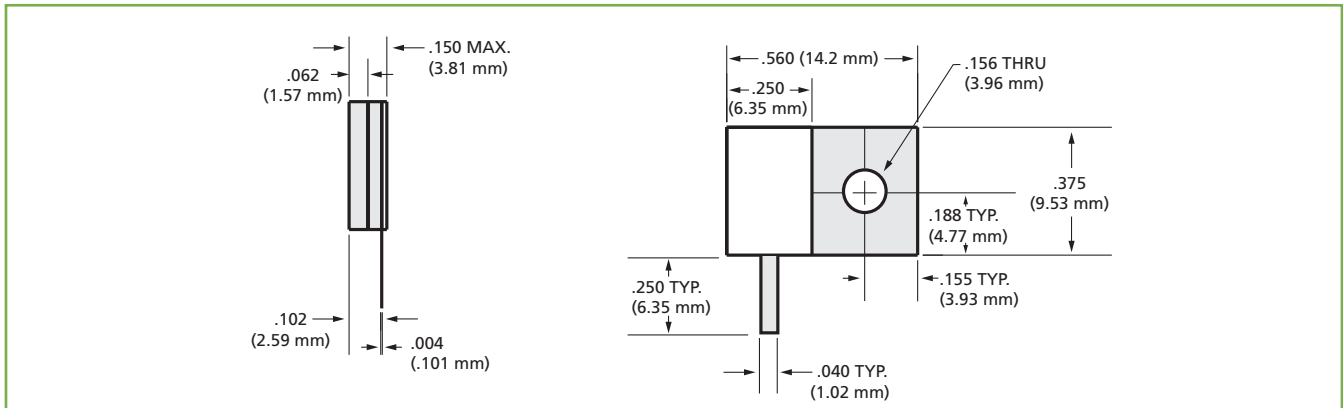
www.atceramics.com

## High Power, Flange Mount Termination

**P/N: FT10561N0050J**

### Electrical Specifications

- **Nominal Impedance:** 50  $\Omega$   $\pm$ 5% standard (other  $\Omega$  values available)
- **Power:** 75 Watts
- **Frequency:** DC to 4.0 GHz
- **VSWR:** 1.25:1
- **Operating Temperature Range:** -55°C to +150°C
- **Temperature Coefficient:** <150 ppm/°C
- **Tabs:** Silver
- **Lead-Free, RoHS Compliant**

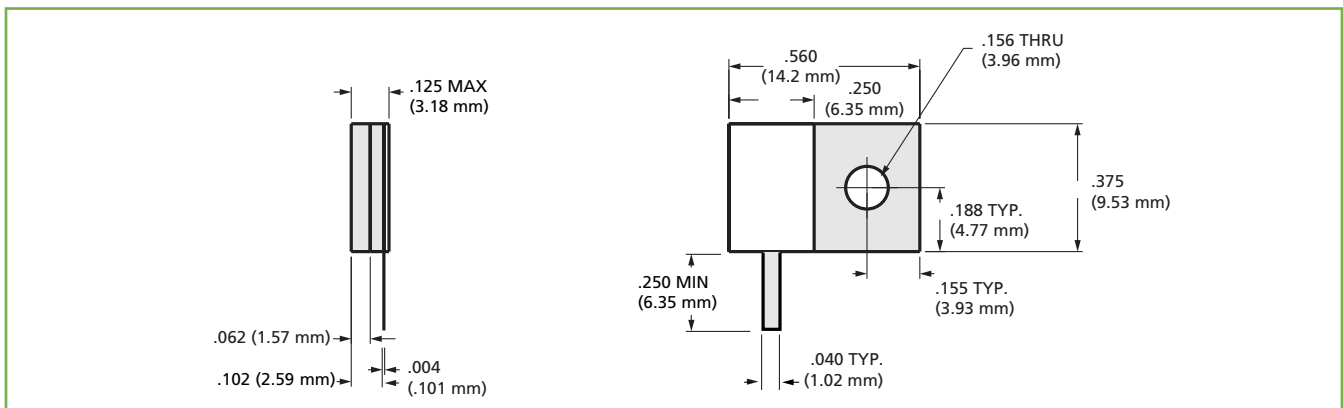


## High Power, Flange Mount Termination

**P/N: FT10561N0050J01**

### Electrical Specifications

- **Nominal Impedance:** 50  $\Omega$   $\pm$ 5% standard (other  $\Omega$  values available)
- **Power:** 100 Watts
- **Frequency:** DC to 1.1 GHz
- **VSWR:** 1.15:1
- **Operating Temperature Range:** -55°C to +150°C
- **Temperature Coefficient:** <150 ppm/°C
- **Tabs:** Silver
- **Lead-Free, RoHS Compliant**



For Part Number Code, see page 1.

**A M E R I C A N T E C H N I C A L C E R A M I C S**

ATC North America  
sales@atceramics.com

ATC Europe  
sales@atceramics.com

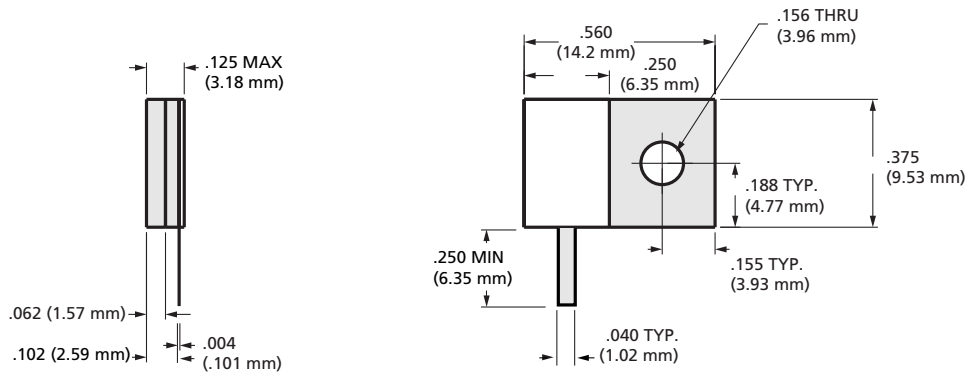
ATC Asia  
sales@atceramics-asia.com

## High Power, Flange Mount Termination

**P/N: FT10561N0050J02**

### Electrical Specifications

- Nominal Impedance: 50  $\Omega$   $\pm$ 5% standard (other  $\Omega$  values available)
- Power: 100 Watts
- Frequency: DC to 2 GHz
- VSWR: 1.20:1
- Operating Temperature Range: -55°C to +150°C
- Temperature Coefficient: <150 ppm/°C
- Tabs: Silver
- Lead-Free, RoHS Compliant

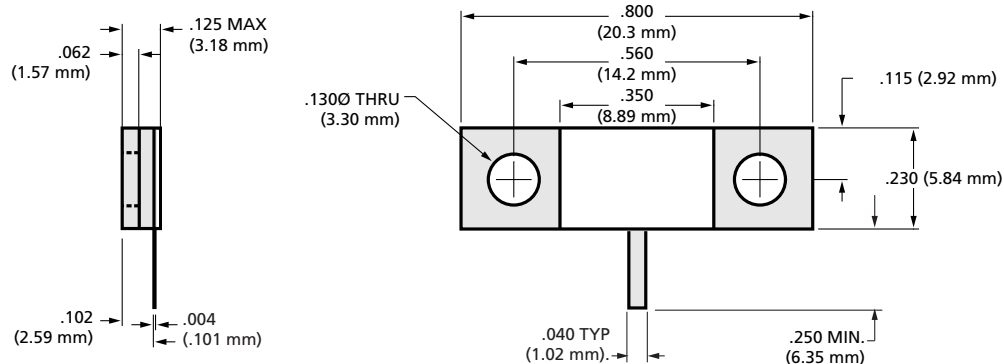


## High Power, Flange Mount Termination

**P/N: FT10800N0050J**

### Electrical Specifications

- Nominal Impedance: 50  $\Omega$   $\pm$ 5% standard (other  $\Omega$  values available)
- Power: 50 Watts
- Frequency: DC to 6 GHz
- VSWR: 1.10:1 @ 4.5 GHz, 1.18:1 @ 6.0GHz
- Operating Temperature Range: -55°C to +150°C
- Tabs: Silver
- Lead-Free, RoHS Compliant



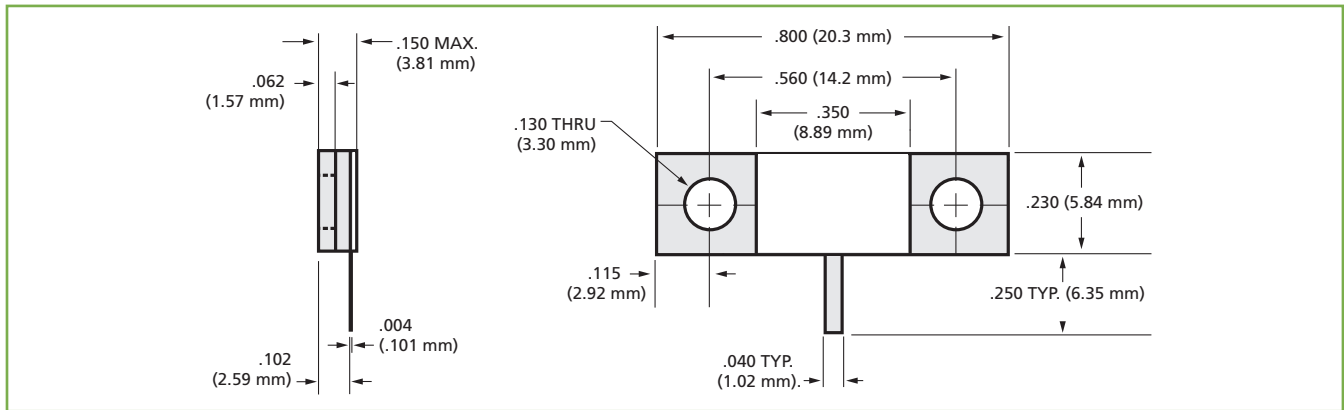
For Part Number Code, see page 1.

## High Power, Flange Mount Termination

**P/N: FT10800N0050J02**

### Electrical Specifications

- **Nominal Impedance:** 50  $\Omega$   $\pm$ 5% standard (other  $\Omega$  values available)
- **Power:** 100 Watts
- **Frequency:** DC to 6 GHz
- **VSWR:** 1.10:1 @ 4.5 GHz, 1.20:1 @ 6.0GHz
- **Operating Temperature Range:** -55°C to +150°C
- **Temperature Coefficient:** <150 ppm/°C
- **Tabs:** Silver
- **Lead-Free, RoHS Compliant**

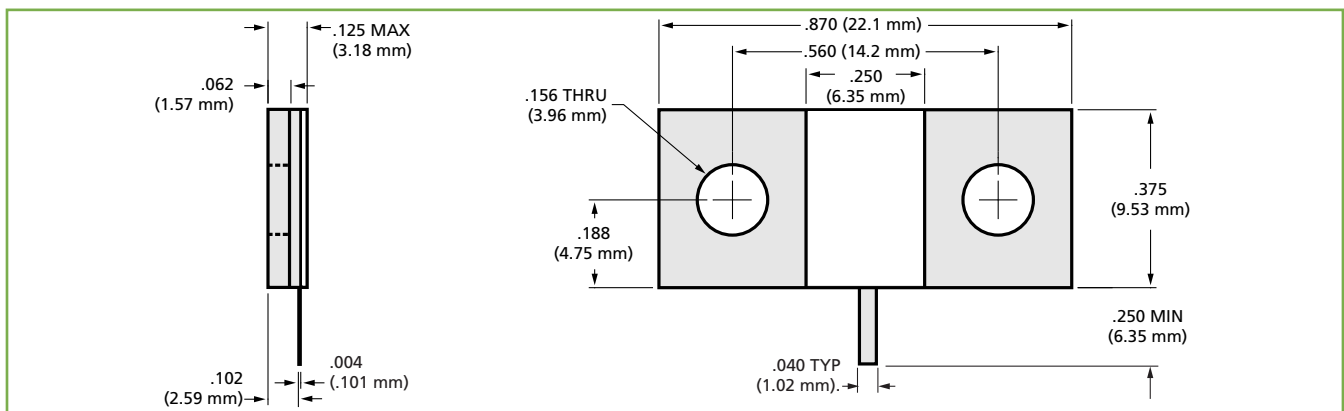


## High Power, Flange Mount Termination

**P/N: FT10870N0050J**

### Electrical Specifications

- **Nominal Impedance:** 50  $\Omega$   $\pm$ 5% standard (other  $\Omega$  values available)
- **Power:** 100 Watts
- **Frequency:** DC to 4.0 GHz
- **VSWR:** 1.20:1
- **Operating Temperature Range:** -55°C to +150°C
- **Temperature Coefficient:** <150 ppm/°C
- **Tabs:** Silver
- **Lead-Free, RoHS Compliant**



For Part Number Code, see page 1.

A M E R I C A N T E C H N I C A L C E R A M I C S

ATC North America  
sales@atceramics.com

ATC Europe  
sales@atceramics.com

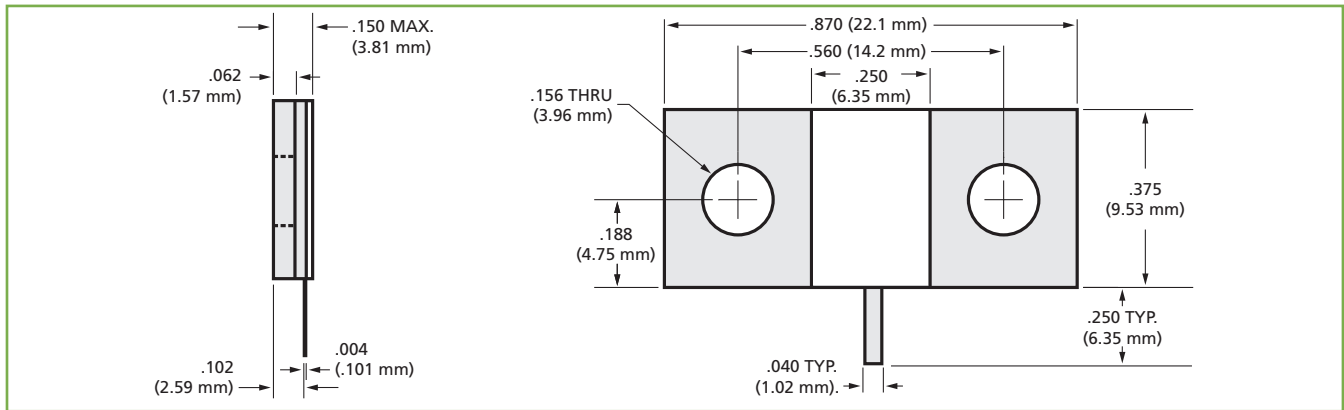
ATC Asia  
sales@atceramics-asia.com

## High Power, Flange Mount Termination

**P/N: FT10870N0050J01**

### Electrical Specifications

- Nominal Impedance: 50  $\Omega$   $\pm$ 5% standard (other  $\Omega$  values available)
- Power: 150 Watts
- Frequency: DC to 1.1 GHz
- VSWR: 1.15:1
- Operating Temperature Range: -55°C to +150°C
- Temperature Coefficient: <150 ppm/°C
- Tabs: Silver
- Lead-Free, RoHS Compliant

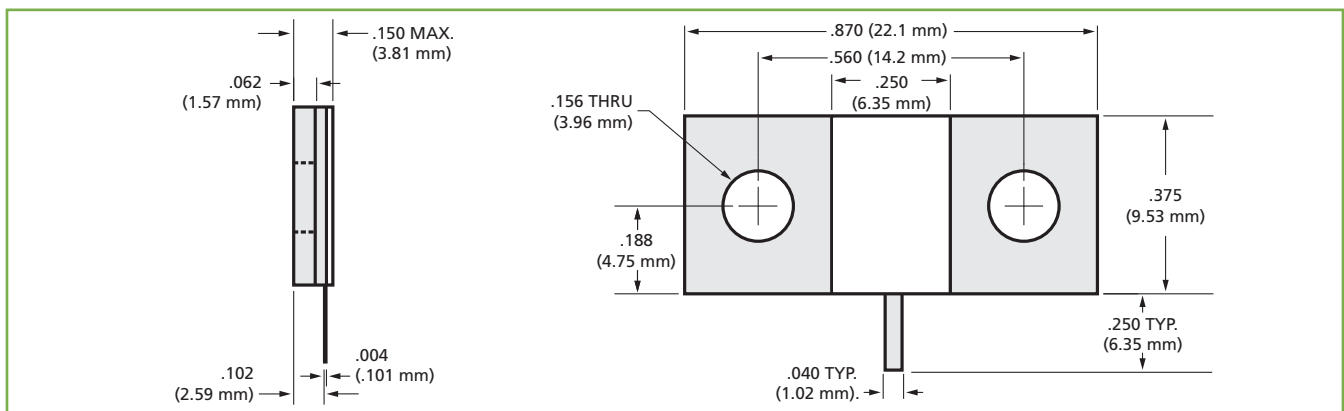


## High Power, Flange Mount Termination

**P/N: FT10870N0050J02**

### Electrical Specifications

- Nominal Impedance: 50  $\Omega$   $\pm$ 5% standard (other  $\Omega$  values available)
- Power: 150 Watts
- Frequency: DC to 4 GHz
- VSWR: 1.20:1
- Operating Temperature Range: -55°C to +150°C
- Temperature Coefficient: <150 ppm/°C
- Tabs: Silver
- Lead-Free, RoHS Compliant



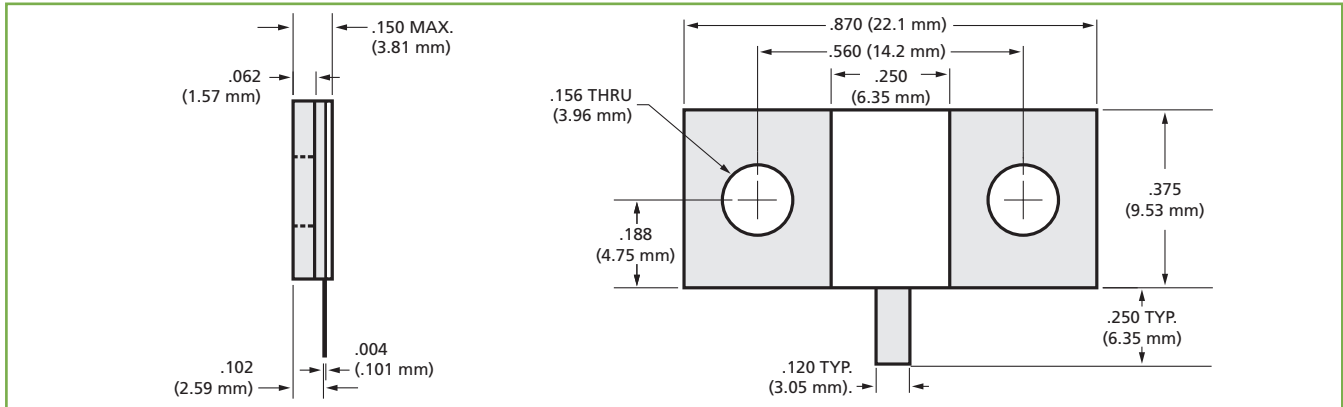
For Part Number Code, see page 1.

## High Power, Flange Mount Termination

P/N: FT10870N0050J03

### Electrical Specifications

- Nominal Impedance: 50 Ω ±5% standard (other Ω values available)
- Power: 150 Watts
- Frequency: DC to 4 GHz
- VSWR: 1.25:1
- Operating Temperature Range: -55°C to +150°C
- Temperature Coefficient: <150 ppm/°C
- Tabs: Silver
- Lead-Free, RoHS Compliant

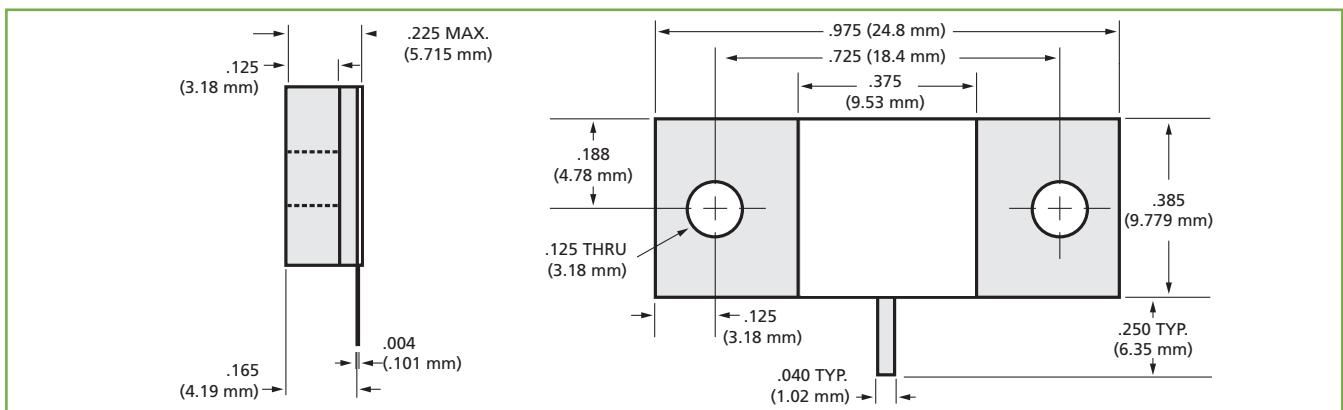


## High Power, Flange Mount Termination

P/N: FT10975N0050JBK

### Electrical Specifications

- Nominal Impedance: 50 Ω ±5% standard (other Ω values available)
- Power: 200 Watts
- Frequency: DC to 2.2 GHz
- VSWR: 1.20:1 @ 2 GHz, 1.30:1 @ 2.2 GHz
- Operating Temperature Range: -55°C to +150°C
- Temperature Coefficient: <150 ppm/°C
- Tabs: Silver
- Lead-Free, RoHS Compliant



For Part Number Code, see page 1.

A M E R I C A N T E C H N I C A L C E R A M I C S

ATC North America  
sales@atceramics.com

ATC Europe  
sales@atceramics.com

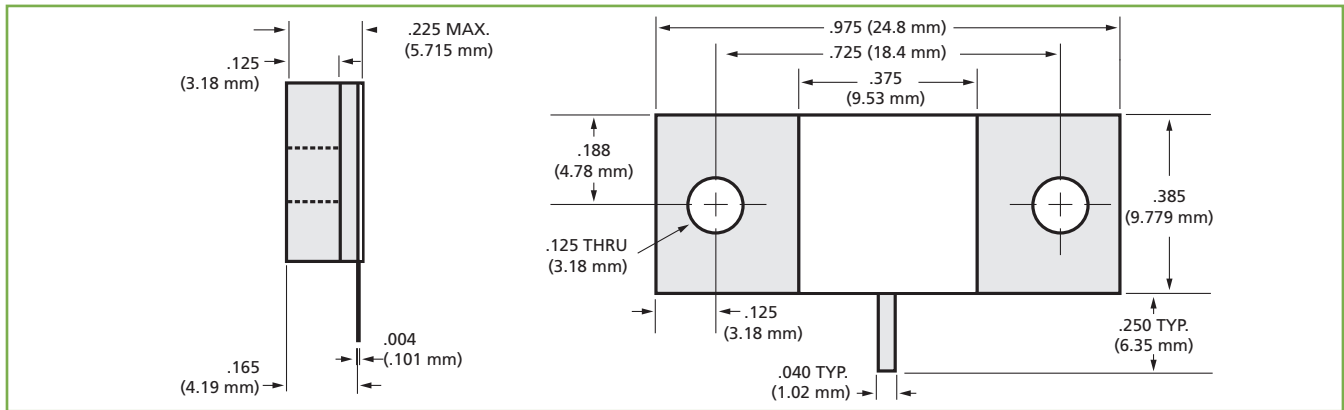
ATC Asia  
sales@atceramics-asia.com

## High Power, Flange Mount Termination

**P/N: FT10975N0050J01**

### Electrical Specifications

- **Nominal Impedance:** 50 Ω ±5% standard (other Ω values available)
- **Power:** 250 Watts
- **Frequency:** DC to 1.0 GHz
- **VSWR:** 1.20:1
- **Operating Temperature Range:** -55°C to +150°C
- **Temperature Coefficient:** <150 ppm/°C
- **Tabs:** Silver
- **Lead-Free, RoHS Compliant**

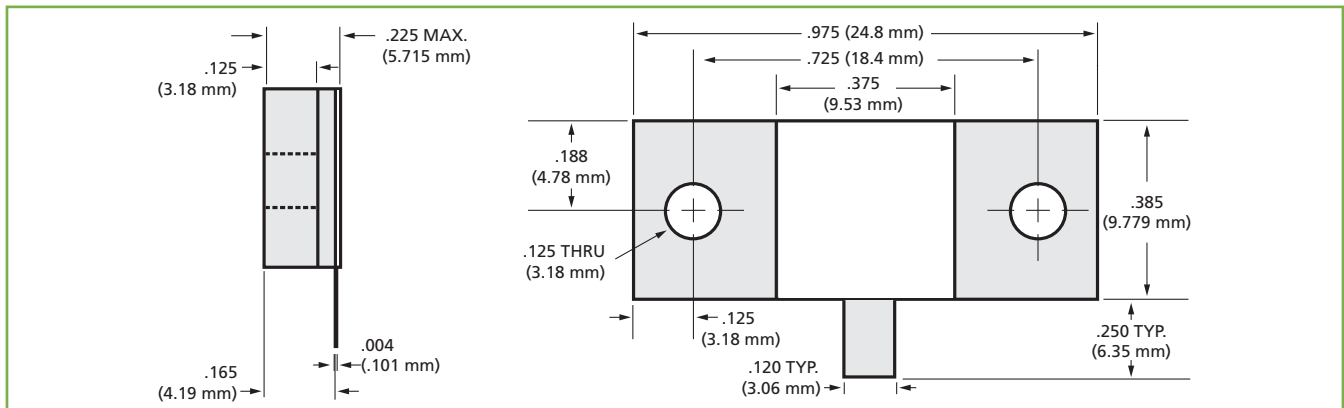


## High Power, Flange Mount Termination

**P/N: FT10975N0050J03**

### Electrical Specifications

- **Nominal Impedance:** 50 Ω ±5% standard (other Ω values available)
- **Power:** 250 Watts
- **Frequency:** DC to 2.0 GHz
- **VSWR:** 1.20:1
- **Operating Temperature Range:** -55°C to +150°C
- **Temperature Coefficient:** ±150 ppm/°C
- **Tabs:** Silver
- **Lead-Free, RoHS Compliant**



For Part Number Code, see page 1.